

BIBLE STORY

The Wise and Foolish Builders
Matthew 7:24-27

MEMORY VERSE

“Let us keep looking to Jesus. He is the one who started this journey of faith. And he is the one who completes the journey of faith.”
Hebrews 12:2a, NIV

BOTTOM LINE

You can HEAR from God.

1. DING DONG

WHAT YOU NEED: metal spoons, string or yarn, craft sticks

WHAT YOU DO:


- Tell one kid to hold the spoon in his hand, and instruct everyone in the group to try tapping the spoon with a craft stick.
- Encourage kids to listen closely to the sound they hear.
- Have one person double a length of string and tie the spoon in the middle. Wrap each end of the string around each index finger (just a couple times), let the spoon hang from the strings, and plug their ears with the fingers holding the string ends.
- Direct others who aren't holding the strings to gently strike the hanging spoon with a craft stick.
- Ask them:
 - How is the sound different from when you tapped the spoon when it wasn't on the string?
 - What happens to the sound when you change the spoon size?
 - What if you shorten the string by grabbing it closer to the spoon?
 - What if you strike the spoon with a different object?

WHAT YOU SAY:

“Just like you hear the sound as it travels up the string to our ears, **you can HEAR from God**, too. Reading the Bible is one way we can hear from God. What if you had a question about something you read in the Bible? You could talk to someone you know is a follower of Jesus and ask them to help you understand what God is saying. Sometimes **you can HEAR from God** when you talk to other people who know Him.

“Yesterday we talked about how creation points us to God. **you can HEAR from God** when you take a closer look at what God has created; you can hear how much God loves you by the things He created to take care of you and by the things He created for you to enjoy. What are some examples of those things? (Give kids a few moments to respond and share.) God wants you to know Him, and He gives you many ways to hear what He has to say.”

[Make It Personal] (Share a way you hear from God. Maybe you hear God as you do a daily devotion each morning or memorize verses. Or maybe you have a friend who is a follower of Jesus and you hear God when you pray for each other and help each other know God's Word better.)



BIBLE STORY

The Wise and Foolish Builders
Matthew 7:24-27

MEMORY VERSE

“Let us keep looking to Jesus. He is the one who started this journey of faith. And he is the one who completes the journey of faith.”
Hebrews 12:2a, NIV

BOTTOM LINE

You can HEAR from God.

2. THAUMATROPE CRAFT

WHAT YOU NEED: “Thaumatrope Pictures” Activity Pages; colorful pens, crayons, and/or markers; dowel rods, gray tissue paper, tape, glue sticks, sand, scissors

WHAT YOU DO:

- Give each kid a set of Activity Pages and a piece of tissue paper and have them decorate their pictures:
- Tear small pieces of gray tissue paper, roll them into tight balls, and glue them to the bottom of the A1 and A2 circles.
- Glue sand along the bottom of the B1 and B2 circles.
- Color the other parts of the pictures.
- Have kids to cut out their four pictures.
- Show kids how to tape one end of the dowel rod to the back of A1 and the other end of the dowel rod to the back of B1
- Help them glue the back of A2 to the back of A1. Repeat with B2 and B1.
- Tell kids to place the middle of the rod between their hands and then rub their hands back and forth to make it spin. They should be able to see the wise man’s house sitting on the rock and the foolish man’s house falling on

WHAT YOU SAY:

“What was Jesus trying to teach us through the parable of the wise man and the foolish man? Jesus was saying that the wise man is the one who listens to Jesus’ words and obeys them. The Bible says that God is the source of all wisdom. Foolishness is the opposite of this. Jesus’ parable encourages us to choose to be wise and build our lives on His teachings. Let’s say our Bottom Line together.
[Bottom Line] You can HEAR from God. ”

3. PRAYER (Elementary & Preschool)

WHAT YOU NEED: Focus Notebooks (with 3D glasses) & markers

WHAT YOU DO:

- Ask kids to write on the top of page seven “God, I HEAR You when . . .”
Note: If you have younger kids, you can pre-write it for them, or quickly write it for them in the moment.
- Encourage kids to finish the sentence with a way they can hear from God.
- Give kids the freedom to use words or drawings to finish the sentence.
- If time allows, challenge kids to write (in their Focus Notebook) a prayer to God asking for help to hear what He has to say.

WHAT YOU SAY:

“What are some of the ways **you can HEAR from God?** (Allow kids to answer. Be prepared to offer an example or two, such as: through the Bible, from the stories of Jesus, by focusing on what God has created). Let’s pray and thank God for all the ways He communicates with us.

“God, You are everywhere! You are with us no matter what! You want us to know You! You are communicating to us through the Bible and the stories of Jesus. Even the sounds around us point to Your creativity—the singing of the birds, the crashing of waves, the barking of a dog. Thank You for listening to us, and thank You for (fill in here with some examples of ways kids said they hear from God). We love You! Amen!”



DAY
TWO
FOCUS VBS

PRESCHOOL
SMALL GROUP

BIBLE STORY

Look for how Jesus teaches us.
The Wise and Foolish Builders
Matthew 7:24-27

MEMORY VERSE

"Let us keep looking to Jesus."
Hebrews 12:2, NIV

BOTTOM LINE

**Jesus wants to be
my friend forever.**

1. ROCK RELAY

WHAT YOU NEED: Bucket of rocks, empty bucket and several spoons

(You can also use Poms or cotton balls to represent the rocks)

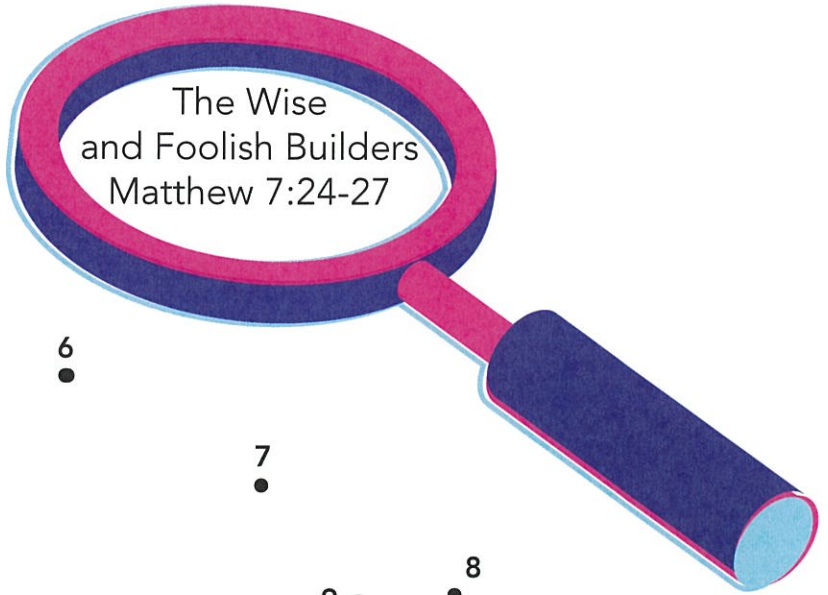
WHAT YOU DO:

Put the bucket of rocks on one side of the room and the empty bucket on the other. Put the spoons beside the bucket of rocks. Invite the family to take turns or have one child go back and forth using the spoon to carry the rocks to the other side of the room and drop it into the empty bucket. Continue until every rock is moved from the first bucket to the second.


WHAT YOU SAY:

"Have you ever done a relay race before? *(Pause.)* Today we are going to do a 'Rock Relay.' It will be lots of fun! When it's your turn, place a rock on the spoon. Carefully carry that rock to the other side of the room and drop it into the empty bucket.

"Today we heard a story about rocks and sand. We learned about a wise man who built his house on a rock. We also learned about a foolish man who built his house on the sand. We want to be like the wise man and look for ways that Jesus teaches us how to be wise! Tell me: Who wants to be your friend forever? Jesus wants to be my friend forever. Yay!"



- 6
- 5
- 7
- 4
- 3
- 9
- 8
- 2
- 10
- 1
- 11

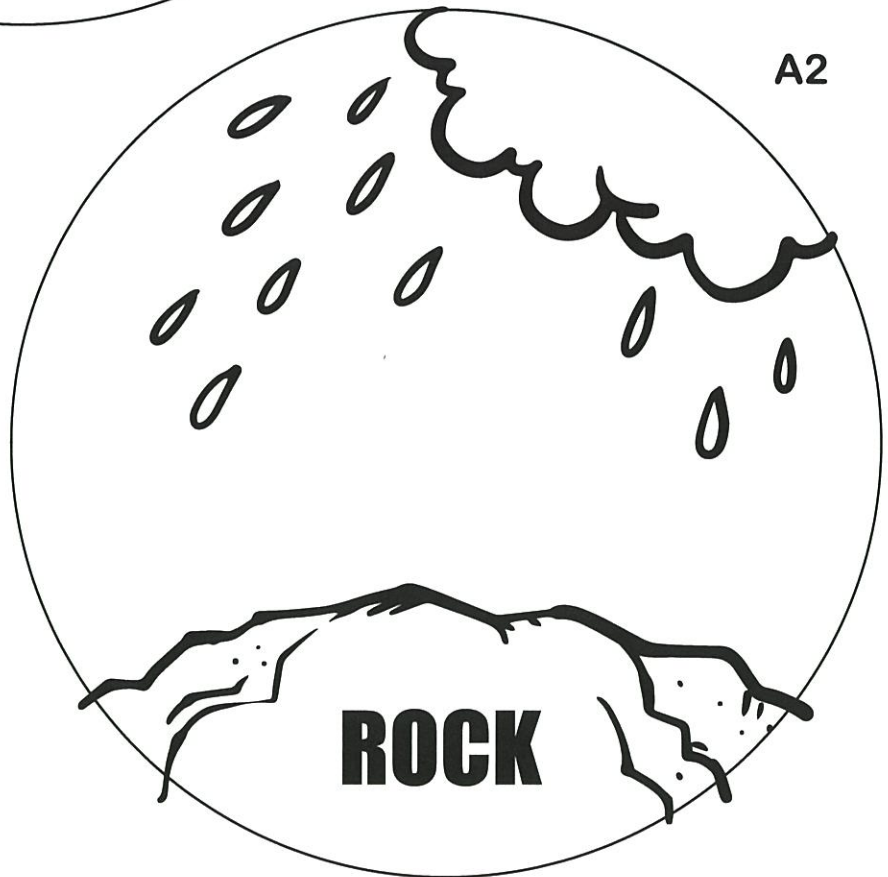


Complete the dot-to-dot.
Jesus told this story to teach us the best way to live.



A1

The wise man built his house on the **ROCK**.



A2


What to Do:

Print on heavy cardstock. Provide one copy of each page for each kid.

Thaumatrope Pictures

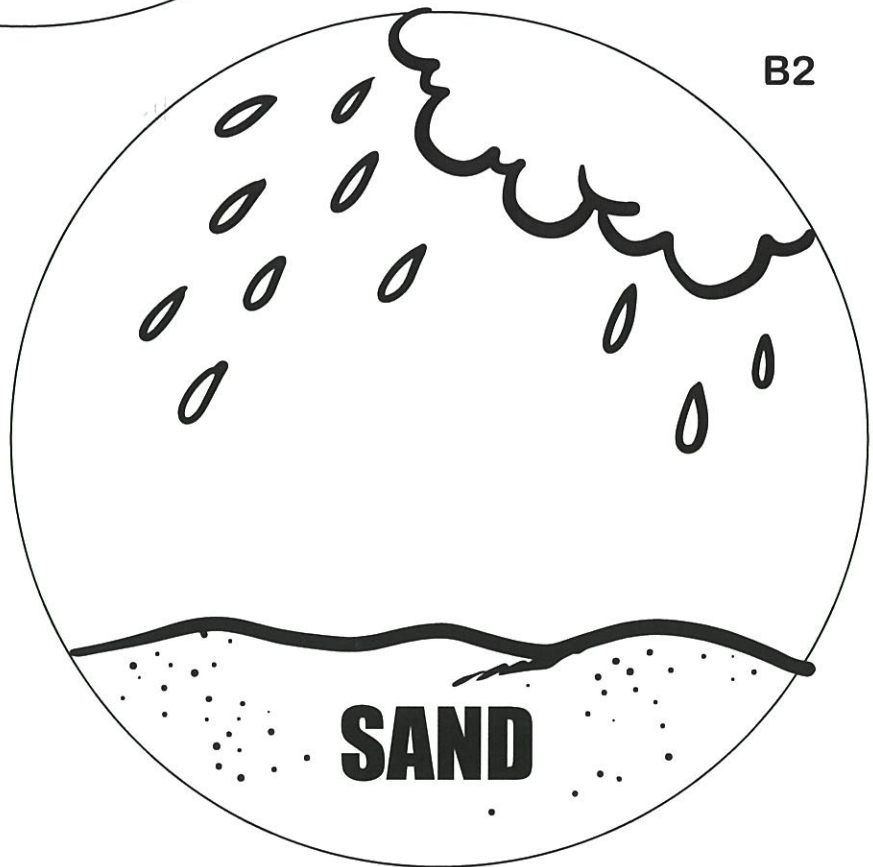
VBS, DAY 2, Crafts

©2019 The reThink Group, Inc. All rights reserved.



B1

The foolish man built his house on the SAND.



B2

SAND

What to Do:

Print on heavy cardstock. Provide one copy of each page for each kid.

Thaumatrope Pictures

VBS, DAY 2, Crafts

©2019 The reThink Group, Inc. All rights reserved.